IREN
IRSEN
PIR

Internal vibrators
IREN, IRSEN, PIR.

	IREN 30	IREN 38	IREN 45	IREN 57	IREN 65	IRSEN 30	IRSEN 38	IRSEN 45	IRSEN 57
Vibrator head diameter mm	30	38	45	57	65	30	38	45	57
Effective compaction Ø* cm	40	50	60	85	100	40	50	60	85
Voltage V	42/250	42/250	42/250	42/250	42/250	42/250	42/250	42/250	42/250
Current A	3.5/0.6	7/1.4	10/1.85	17.3/3	25/4.2	3.5/0.6	7/1.4	10/1.85	17.3/3
Frequency Hz	200	200	200	200	200	200	200	200	200
Protective hose/ Power cable** m	5/15	5/15	5/15	5/15	5/15	0.8/15	0.8/15	0.8/15	0.8/15

	PIR 35	PIR 55	PIR 75
Vibrator head diameter mm	35	55	75
Effective compaction Ø* cm	40	65	90
Operating weight kg	3.5	7	11
Drive/operating pressure bar	Compressed air/6	Compressed air/6	Compressed air/6
Air consumption m^3/min	0.85	1.4	1.7
Protective hose** m	2	2	2

Versions with a rubber cap are also available.

* This is a non-binding specification based on practical experiences of our customers under certain operating conditions. These specifications may vary under specific conditions. We recommend always implementing trial concrete work first under operating conditions.

** Different protective hose lengths available.

IRFU

Internal vibrators with built-in inverter: IRFU, IRSE-FU.



The Bodyguard. With an integrated ground fault interrupter – switches the unit off within 3 milliseconds if needed.

	IRFU 30	IRFU 38	IRFU 45	IRFU 57	IRFU 65	IRSE-FU 45	IRSE-FU 57
Vibrator head diameter mm	30	38	45	57	65	45	57
Effective compaction Ø* cm	40	50	60	85	100	60	85
Voltage V	220–240 1~	220–240 1~	220–240 1~	220–240 1~	220–240 1~	220–240 1~	220–240 1~
Current A	2.2	3.5	4.8	6	10	4.8	6
Frequency Hz	50–60	50–60	50–60	50–60	50–60	50–60	50–60
Protective hose/ Power cable** m	5/15 +0.5	5/15 +0.5	5/15 +0.5	5/15 +0.5	5/15 +0.5	0.8/15 +0.5	0.8/15 +0.5

* This is a non-binding specification based on practical experiences of our customers under certain operating conditions. These specifications may vary under specific conditions. We recommend always implementing trial concrete work first under operating conditions.

** Different protective hose lengths available.

Versions with a rubber cap are also available.

HMS

HMS internal vibrators.

	H25	H25S	H25HA	H35	H35S	H35HA	H45	H45S	H45HA	H50HA	H55	H65
VIBRATOR HEADS												
Diameter mm	25	25	26	35	35	36	45	45	45	50	57	65
Length mm	440	295	380	410	310	405	385	305	390	395	410	385
Weight kg	1.3	0.8	1.3	2.1	1.6	2.3	3.4	2.8	3.3	3.9	5.3	6.2

	SM1-E	SM2-E	SM4-E	SM0-S	SM1-S	SM2-S	SM3-S	SM4-S	SM5-S	SM7-S	SM9-S
FLEXIBLE SHAFT											
Length m	1	2	4	0.5	1	2	3	4	5	7	9
Weight kg	1.5	2.5	4.3	1.3	2.7	4.3	5.9	7.1	9.3	12.9	15.1

	M1000	M2000	M3000	A 5000/160	L 5000/225
DRIVE					
Drive	Double insulated universal motor			Air-cooled, single cylinder, four-cycle Honda gasoline engine	Air-cooled, single cylinder four-cycle, Kohler diesel engine
Voltage V	230 1~	230 1~	230 1~	–	–
Current A	4.5	6.5	10	–	–
Power kW (PS)	1/1.3	1.5/2	2.3/3.1	4/5.4	3.3/4.5
Weight kg	5.4	5.9	8.1	23.7	35.6

HMS internal vibrators.

INTERNAL VIBRATOR, FLEXIBLE SHAFT AND ELECTRIC MOTOR

	SM 1-E	SM 2-E	SM 4-E	SM 0-S	SM 1-S	SM 2-S	SM 3-S	SM 4-S	SM 5-S	SM 7-S	SM 9-S
H 25	● ○ ○	● ○ ○	● ○ ○	X X X	X X X	X X X	X X X	X X X	X X X	X X X	X X X
H 25S	● ○ ○	● ○ ○	● ○ ○	X X X	X X X	X X X	X X X	X X X	X X X	X X X	X X X
H 25HA	● ● ●	● ● ●	● ● ●	X X X	X X X	X X X	X X X	X X X	X X X	X X X	X X X
H 35	X X X	X X X	X X X	● ● ●	● ● ●	● ● ●	● ● ●	● ● ●	● ● ●	○ ● ●	○ ● ●
H 35S	X X X	X X X	X X X	● ● ●	● ● ●	● ● ●	● ● ●	● ● ●	● ● ●	○ ● ●	○ ● ●
H 35HA	X X X	X X X	X X X	○ ● ●	○ ● ●	○ ● ●	○ ● ●	○ ● ●	○ ● ●	○ ● ●	○ ● ●
H 45	X X X	X X X	X X X	○ ● ●	○ ● ●	○ ● ●	○ ● ●	○ ● ●	○ ● ●	○ ● ●	○ ● ●
H 45S	X X X	X X X	X X X	○ ● ●	○ ● ●	○ ● ●	○ ● ●	○ ● ●	○ ● ●	○ ● ●	○ ● ●
H 45HA	X X X	X X X	X X X	○ ● ●	○ ● ●	○ ● ●	○ ● ●	○ ● ●	○ ● ●	○ ● ●	○ ● ●
H 50HA	X X X	X X X	X X X	○ ○ ●	○ ○ ●	○ ○ ●	○ ○ ●	○ ○ ●	○ ○ ●	○ ○ ●	○ ○ ●
H 55	X X X	X X X	X X X	○ ● ●	○ ● ●	○ ● ●	○ ● ●	○ ● ●	○ ● ●	○ ● ●	○ ● ●
H 65	X X X	X X X	X X X	○ ● ●	○ ● ●	○ ● ●	○ ● ●	○ ● ●	○ ● ●	○ ● ●	○ ● ●

INTERNAL VIBRATOR, FLEXIBLE SHAFT AND COMBUSTION ENGINE

STANDARD WACKER NEUSON		SM 1-E	SM 2-E	SM 4-E	SM 0-S	SM 1-S	SM 2-S	SM 3-S	SM 4-S	SM 5-S	SM 7-S	SM 9-S
H 25S	A 5000/160				X	X	X	X	X	X	X	X
H 25HA	L 5000/225				X	X	X	X	X	X	X	X
H 35S	A 5000/160	X	X	X								
H 35HA	L 5000/225	X	X	X								
H 45S	A 5000/160	X	X	X								
H 45HA	L 5000/225	X	X	X								
H 50HA	A 5000/160	X	X	X								
	L 5000/225	X	X	X								
H 55	A 5000/160	X	X	X								
	L 5000/225	X	X	X								
H 65	A 5000/160	X	X	X								
	L 5000/225	X	X	X								

S = short standard vibrator head
HA = Hybrid vibrator head with large amplitude

● = M 1000
○ = Not recommended
● = M 2000
X = Not permitted
● = M 3000
= Permitted components

AR

External vibrators.



1

2

3

1 Base plate with taper pin
2 Saddle clamp with center bolt
3 Flange mounting

	RPM min^{-1}	max. centrifugal force kN	Voltage V	Current A	Weight kg	Fastening L x W mm
AR 26/3/230 w	3,000	3	230	1.75	7.0	90 x 125
AR 26/3/400	3,000	3	400	0.57	6.2	90 x 125
AR 26/6/042	6,000	3.47	42	8	6.2	90 x 125
AR 26/6/250	6,000	3.47	250	1.3	4.6	90 x 125
ARFU 26/6/230	6,000	3.47	220–240	6	11.2	90 x 125
AR 34/3/400	3,000	3.47	400	0.75	7.0	120 x 120
AR 34/6/042	6,000	6.98	42	9	5.9	120 x 120
AR 43/3/400	3,000	10.1	400	1.5	12.1	90 x 154
AR 43/6/042	6,000	10.1	42	15	8.8	90 x 154
AR 43/6/250	6,000	10.1	250	15	8.8	90 x 154
AR 51/6/250	6,000	14.14	250	2.7	20.0	120 x 120
AR 52/6/042	6,000	14.14	42	18.2	19.6	120 x 120
AR 52/6/250	6,000	14.14	250	2.7	19.6	120 x 120
AR 52/9/042	9,000	13.77	42	14	19.3	120 x 120
AR 53/6/250	6,000	14.14	250	2.7	12.4	90 x 154
AR 53/9/250	9,000	13.77	250	2.4	13.6	90 x 154
AR 54/6/250	6,000	14.14	250	2.7	13.4	120 x 120
AR 61/9/042	9,000	18.14	42	16	19.6	120 x 120
AR 62/6/042	6,000	19.03	42	21.5	20.0	120 x 120
AR 64/3/400	3,000	16.05	400	1.7	16.6	120 x 120
AR 64/6/250	6,000	19.03	250	3.1	13.8	120 x 120
AR 64/12/042	12,000	16.13	42	16	12.7	120 x 120
AR 75/3/230 v	0–5220	24.12	0–400	3.8	30.5	95 x 180
AR 75/3/400	3,000	25.23	400	2.4	33.0	95 x 180
AR 75/6/250	6,000	26.56	250	7.5	26.8	95 x 180
AR 75/9/250	9,000	26.38	250	4.3	27.5	95 x 180

You can find additional operating voltages and RPM's at www.wackerneuson.com and by request.

SV

Fastening clamps for quality exposed concrete surface external vibrators.

The concrete book by practitioners for practitioners is available to you at your Wacker Neuson branch. Visit us!

Descriptive information for the proper use of the quality exposed concrete surface external vibrators is also available at your Wacker Neuson branch.

Fastening clamp SV 4 in use

Fastening clamp SV 5 in use

SV 4 FIELD OF APPLICATION

- Beam-type formwork
- Formwork beams

FORMWORK MANUFACTURER	
Doka	H 20, Top 50, FF 20
Peri	VT 20K, GT 24, VARIO GT 24
Hünnebeck	H 20, R 24, GF 24, ES 24
Meva	H 20
Noe	H 20
Paschal	H 20
Ulma	VM 20

SV 5 FIELD OF APPLICATION

- Frame formwork
- Frame joint

FORMWORK MANUFACTURER	
Doka	Framax XLife, Alu-Framax XLife
Peri	Trio
Meva	StarTec, Mammut
Noe	NOEtop

AV 6 / SV 6 / SV 46 FIELD OF APPLICATION

- Beam-type formwork
- Frame formwork
- Pre-assembly of the tie-down lugs

FORMWORK MANUFACTURER	
Doka	H 20, Top 50, FF 20
Peri	VT 20K
Hünnebeck	H 20
Meva	H 20
Noe	H 20
Paschal	H 20

Or flexible attachment via welding or bolting

SV 41 FIELD OF APPLICATION

- Beam-type formwork
- Rigidly mounted

FORMWORK MANUFACTURER	
Doka	H 20, Top 50, FF 20
Peri	VT 20K
Hünnebeck	H 20
Meva	H 20
Noe	H 20
Paschal	H 20

SV 51 FIELD OF APPLICATION

- Frame formwork
- Anchor profile
- Can also be mounted via frame joint

FORMWORK MANUFACTURER	
Doka	Framax XLife, Alu-Framax XLife
Paschal	Logo, Athlet

SV 52 FIELD OF APPLICATION

- Frame formwork

FORMWORK MANUFACTURER	
Peri	TRIO

SV 53 FIELD OF APPLICATION

- Frame formwork
- Beam-type formwork

FORMWORK MANUFACTURER	
Doka	H 20, Framax XLife, Frami XLife
Peri	VT 20K, GT 24, TRIO, HANDSET
Paschal	Raster-GE
Hünnebeck	Rasto
Symons	Steel-Ply
Ulma	VM 20, Orma

SV 55 FIELD OF APPLICATION

- Frame formwork
- Frame joint

FORMWORK MANUFACTURER	
Hünnebeck	Manto

* or similar

FU
FUE
KTU

Inverters.

Do you need more voltage options?
Ask us - we will help you with pleasure.

Cable drum inverter.

	FU 1.5/ 200W	FU 1.8/ 200W	FU 4/ 200W	FU 5z/ 200W	FUE 1/ 042/ 200W	FUE 2/ 042/ 200W	FUE 2/ 250/ 200W	KTU 2/ 042/ 200W	FUE 5/ 250/ 200W	FUE 6/ 042/ 200W	FUE 10/ 042/ 200W	FUE 10/ 250/ 200W	FUE-M/S 75A	FUE-M/S 85A	FUE-M/S 225A
Weight kg	27	26	64	75	25	26.4	26.4	34.4	29.5	32.5	87	87	29.5	42	150
Input / output voltage V	230 1~/ 42 3~	400 3~/ 42 3~	400 3~/ 42 3~	400 3~/ 42 3~	230 1~/ 42 3~	230 1~/ 42 3~	230 1~/ 250 3~	230 1~/ 42 3~	400 3~/ 250 3~	230 1~/ 42 3~	400/ 42 3~	415 3~/ 250 3~	400/ 42 3~	400/ 42 3~	400/ 250 3~
Input / output frequency Hz	50–60/ 200	50–60 / 200	50–60/ 200	50–60/ 200	50–60/ 200	50–60/ 200	50–60/ 200	50–60/ 200	50–60/ 200	50–60/ 200*	50–60 0–200	50–60 0–200	50–60 0–200	50–60 0–200	50–60 0–200
Input / output current A	9/ 20.6	5/ 27	10/ 52	13.2/ 69	9.6/ 25	13/ 35	13/ 6	13/ 6	8/ 9	14.8/ 53	24.5/ 145	24.5/ 25	13/ 75	13/ 85	29/ 225
Power cable m	2	2	2	2	2.5	2.5	2.5	25	2.5	2.5	3	3	2.5	2.5	–
Number of plug receptacles	2	2	3	4	1	2	2	2	3	3**	–	–	4***	4	–

*Version with 0 - 200 Hz available **Version with 4 plug receptacles available

***Version with 2 or 6 plug receptacles available

P 35A

Wet screed.

	P 35A
Weight kg	15.5
Drive	Air-cooled, single cylinder, 4-cycle gasoline engine
Power output kW (PS) **at rpm** 1/min	1.2 (1.6) 7,000

Profile length / weight

120 cm / 3.8 kg	
150 cm / 4.6 kg	
180 cm / 5.4 kg	
200 cm / 6.1 kg	
240 cm / 7.6 kg	
300 cm / 9.5 kg	
370 cm / 11.4 kg	
430 cm / 13.3 kg	
490 cm / 15.2 kg	

CT Trowels.

	CT 24-4A	CT 24-230E	CT 36-400E
Operating weight kg	73	74	104
Troweling diameter mm	610	610	915
rpm range 1/min	90 – 141	116	50 – 100
Pitch range*	0 – 15	0 – 15	0 – 30
Drive	Air-cooled, single cylinder, 4-cycle, Honda gasoline engine	Electric motor, 230 V, 50 Hz 1~	Electric motor, 400 V, 50 Hz 3~
Engine output kW (HP) **at rpm** 1/min	2.9 (4) 3,600	2.2 (3) 2,870	2.6 (3.1) 1,400 / 2,850

CT Trowels.

Twist grip control

1

Pro-Shift® system

Lever for height adjustment

2

3

1 Guide handle T with rigid center pole and twist grip control.

2 Height adjustable handle with Pro-Shift® system.

3 Fold-down center pole for easy transport.

	PERFORMANCE CATEGORY A				PERFORMANCE CATEGORY B				PERFORMANCE CATEGORY C	
	CT 36-5A	**CT 36-6**	**CT 48-8A**	**CT 48-9**	**CT 36-8A**	**CT 36-9**	**CT 48-11A**	**CT 36-8A-V**	**CT 36-9-V**	**CT 48-13A-V**
Operating weight kg	73	73	96	93	84	80	102	90	87	106
Troweling diameter mm	915	915	1,220	1,220	915	915	1,220	915	915	1,220
rpm range 1/min	60–125	60–125	60–125	60–125	60–125	60–125	60–125	20–200	20–200	20–200
Pitch range*	0–30	0–30	0–30	0–30	0–30	0–30	0–30	0–30	0–30	0–30
Drive	Air-cooled, single cylinder, 4-cycle gasoline engine				Air-cooled, single cylinder, 4-cycle gasoline engine					
Engine output kW (HP) **at rpm** 1/min	4.3 (5.7) 3,800	4.3 (5.7) 4,000	6.2 (8.3) 3,800	6.7 (9) 4.000	6.2 (8.3) 3,800	6.7 (9) 4.000	8.7 (11.6) 3.800	6.2 (8.3) 3,800	6.7 (9) 4.000	10 (13.4) 4,000

VARIOUS HANDLES FOR OPTIMAL OPERATING COMFORT

	Handle adjustment	**Pro-Shift® system**	**Height adjustable**	**Rigid center pole**	**Fold-down center pole**
Guide handle T	●	○	○	●	○
Guide handle Fold-T	●	○	○	○	●
Guide handle ADJ-T	●	○	●	●	○
Guide handle Fold-ADJ-T	●	○	●	○	●
Guide handle ADJ-P	○	●	●	○	○
Guide handle Fold-ADJ-P	○	●	●	○	●

CRT Trowels.

A
CRT 36
2 x ø 915 mm

B
CRT 48
2 x ø 1220 mm

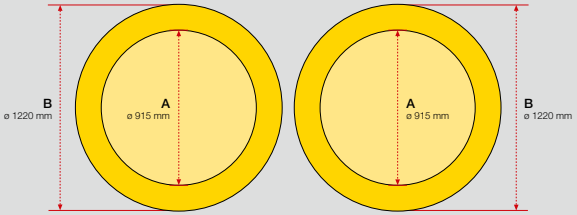

WITH INTEGRATED TRANSPORT DEVICE

WITH ELECRO-HYDRAULIC JOYSTICK CONTROL

	CRT 36-24A-WK	CRT 36-25-WK	CRT 48-35V	CRT 48-35L	CRT 48-35L-PS
Operating weight kg	392	395	508	603	635
Troweling diameter mm	915	915	1,220	1,220	1,220
rpm range 1/min	25 – 165	25 – 165	25 – 165	25 – 165	25 – 165
Pitch range*	0 – 25	0 – 25	0 – 25	0 – 25	0 – 25
Number of blades	2 x 4	2 x 4	2 x 5	2 x 5	2 x 5
Drive	Air-cooled, 2-cylinder, 4-cycle gasoline engine	Air-cooled, 2-cylinder, 4-cycle gasoline engine	Air-cooled, 2-cylinder, 4-cycle gasoline engine	Liquid-cooled, 4-cylinder, 4-cycle, diesel engine	Liquid-cooled, 4-cylinder, 4-cycle, diesel engine
Engine output kW (HP) **at rpm** 1/min	18 (24) 3,850	18.5 (25) 3,850	26.1 (35) 3,800	26 (35) 3,800	26 (35) 3,800

RCP
RCE
DF

Reinforcement equipment.

Shear cutting head
RCP 20

Wedge cutting head
RCP 16

	CUTTING AND BENDING MACHINES					CUTTING MACHINES		
	RCP 12	**RCP 16**	**RCP 20**	**RCP 25**	**RCP 32**	**RCE 16**	**RCE 20**	**RCE 25**
Operating weight kg	6.7	9.1	13.7	13.9	27	7.1	10	13.8
Cutting diameter, max. mm	12	16	20	25	32	16	20	25
Power input kW **Voltage** V	1.2 230 1~	1.1 230 1~	1.4 230 1~	1.4 230 1~	1.4 230 1~	1.2 230 1~	1.1 230 1~	1.1 230 1~
Cutting head	Wedge cutting head		Shear cutting head	Shear cutting head		Shear cutting head		
Interchangeable head for bending	no	no	yes	yes	no	no	no	no

	REBAR TIER
	DF 16
Operating weight kg	2.2
Number of ties per tie wire strip (magazine) Pieces	77
Tie speed knots/h	ca. 1,000
Tie speed sec/knot	ca. 0.8
Outside diameter of the round materials to be tied mm	Minimum 6 + 6 / Maximum 16 + 16
Tie order sizes (copper-coated steel wire)	Box: Content 7,700 ties Pallet: Content 138,600 ties

Application areas DF 16:

- Tying of reinforcement bars
- Securing plastic pipes for concrete core activation